

Specifications

Sonoma Instrument® 354 Broadband Amplifier

Bandwidth	10 kHz - 3 GHz	- 3 dB at 1 GHz
Gain	19 ± 1 dB 9 V / V	inverting, 50 Ω load
Gain Flatness	± 0.5 dB	500 kHz - 2 GHz
Noise Figure	4.8 dB	10 MHz - 2 GHz
Equivalent Input Noise Voltage	0.78 nV / √ Hz	including 0.45 nV / √ Hz from a 50 Ω source
Output at 1dB Gain Compression	+15 dBm	3.5 Vp-p, 10 MHz - 2.5 GHz
Maximum Input for Linear Operation	approx. ± 190 mV	
Harmonic Distortion	- 44 dB	0 dBm out, 10 MHz - 1.5 GHz
Third Order Intercept Point	+ 28 dBm	at 300 MHz
Impedance	50 Ω	a.c. coupled
Input Return Loss	13 dB typ.	10 MHz - 3 GHz
Output Return Loss	10 dB typ.	10 MHz - 3 GHz
Reverse Isolation	22 dB typ.	10 MHz - 3 GHz
Rise Time	110 psec	
Group Delay Variation	± 30 psec	45 MHz - 3 GHz

Input Damage Level:

- D.C. ± 1V
- R.F. - 4 dBm
- Pulse ± 200 mV

Connectors: Type N

Temperature Range:

- Operating: 0 to + 55 °C
- Storage: - 25 to + 75 °C

Altitude: 15,240 ft / 5000 m

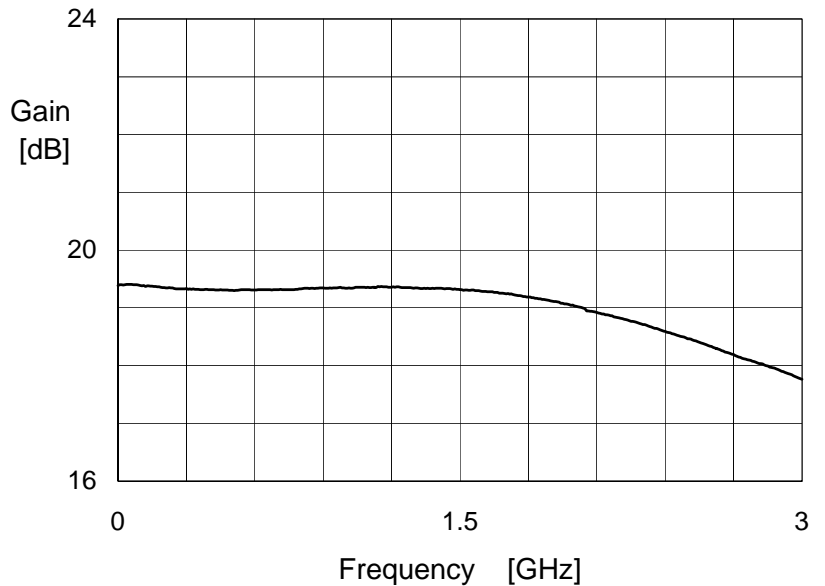
Power Requirements:

- 100, 120, 220, or 240 V a.c.
- 50 - 60 Hz, 20 VA

Size: 3.6 x 4.3 x 7.2" (H x W x D)
91 x 109 x 183 mm

Net Weight: 3.3 lb / 1.5 kg

Frequency Response (Typical)



DATA SUBJECT TO CHANGE

**SONOMA
INSTRUMENT**

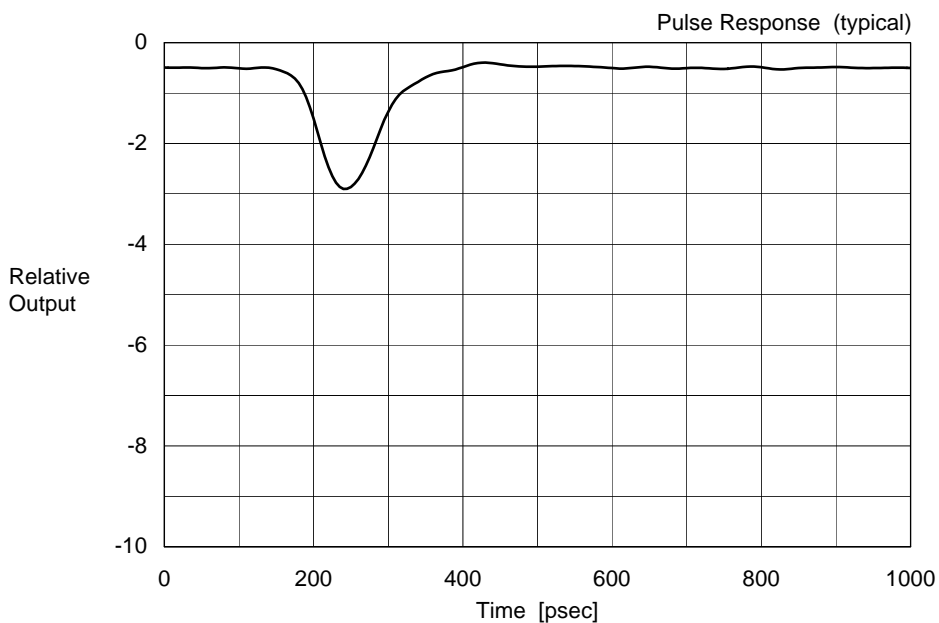
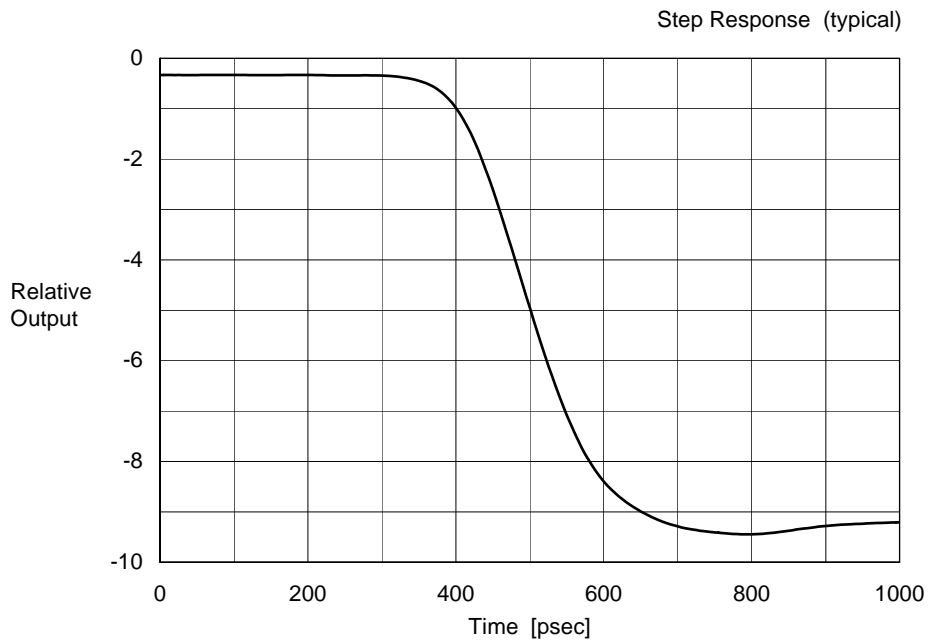
P.O. Box 9011, Santa Rosa, California 95405

Tel. 707-542-8569

Fax. 707-542-1551

December 2008 © Sonoma Instrument Co.

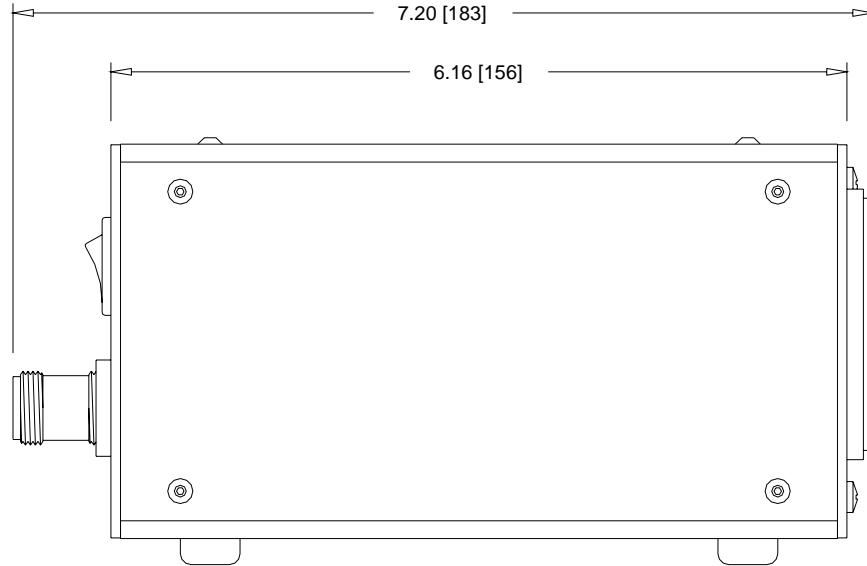
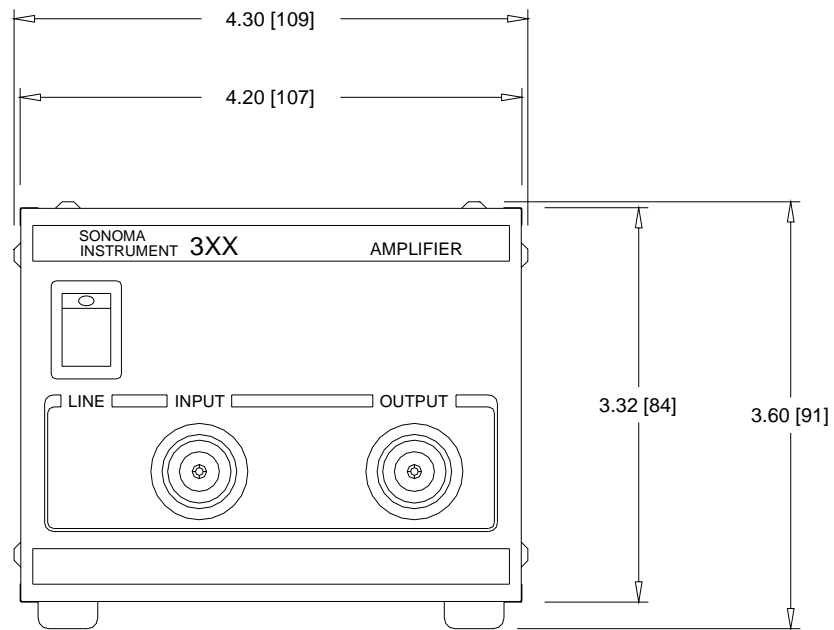
www.sonoma-instrument.com



DATA SUBJECT TO CHANGE

Outline Drawing

inch [mm]



DATA SUBJECT TO CHANGE

**SONOMA
INSTRUMENT**

P.O. Box 9011, Santa Rosa, California 95405

Tel. 707-542-8569

Fax. 707-542-1551

December 2008 © Sonoma Instrument Co.

www.sonoma-instrument.com